


## INNOVATIVE, NEW GENERATION DLS6 BREAKERS

*These all new modular devices are contact safe for the back of the hand. The modern functional design and the high grade surface finish of the plastic components are indicative of the high quality standard of this new range of miniature circuit breakers.*

The DIN-rail clip enables the MCB's to be removed easily and quickly from the DIN-rail without the need to remove the busbar from the remaining fixed modular devices. The MCB's will accept both pin and fork busbar, the box terminals have a capacity of 25mm<sup>2</sup>. A large window with flip-down opening enables clear permanently protected labelling of the device.



### The 'B' Curve Range of Miniature Circuit Breakers

This range is used to provide protection and control of circuits against overload and short circuit in domestic installations. Manufactured to BSEN 60898 most single pole versions are rated at 6kA and are used extensively in all our consumer boards. The double & triple pole MCBs are rated at 10kA for added protection.

MCBs 'B' Curve 6kA Single Pole, 10kA Double & Triple Pole								
Breaking Capacity	SINGLE POLE			Breaking Capacity	DOUBLE POLE		TRIPLE POLE	
	Rating	Modules	Reference		Modules	Reference	Modules	Reference
6A	6kA	1	HB6/1	10kA	2	IB6/2	3	IB6/3
10A	6kA	1	HB10/1	10kA	2	IB10/2	3	IB10/3
16A	6kA	1	HB16/1	10kA	2	IB16/2	3	IB16/3
20A	6kA	1	HB20/1	10kA	2	IB20/2	3	IB20/3
25A	6kA	1	HB25/1	10kA	2	IB25/2	3	IB25/3
32A	6kA	1	HB32/1	10kA	2	IB32/2	3	IB32/3
40A	10kA	1	IB40/1	10kA	2	IB40/2	3	IB40/3
50A	10kA	1	IB50/1	10kA	2	IB50/2	3	IB50/3
63A	10kA	1	IB63/1	10kA	2	IB63/2	3	IB63/3

# MINIATURE CIRCUIT BREAKERS

The 'C' Curve 10kA Range is used to provide protection and control of circuits against overload and short circuit in commercial and industrial electrical distribution systems.

MCBs 'C' Curve 10kA Single & Double Pole & Triple Pole							
Rating	Breaking Capacity	SINGLE POLE		DOUBLE POLE		TRIPLE POLE	
		Modules	Reference	Modules	Reference	Modules	Reference
0.5A	10kA	1	IC0.5/1	2	IC0.5/2	3	IC0.5/3
1A	10kA	1	IC1/1	2	IC1/2	3	IC1/3
2A	10kA	1	IC2/1	2	IC2/2	3	IC2/3
4A	10kA	1	IC4/1	2	IC4/2	3	IC4/3
6A	10kA	1	IC6/1	2	IC6/2	3	IC6/3
10A	10kA	1	IC10/1	2	IC10/2	3	IC10/3
16A	10kA	1	IC16/1	2	IC16/2	3	IC16/3
20A	10kA	1	IC20/1	2	IC20/2	3	IC20/3
25A	10kA	1	IC25/1	2	IC25/2	3	IC25/3
32A	10kA	1	IC32/1	2	IC32/2	3	IC32/3
40A	10kA	1	IC40/1	2	IC40/2	3	IC40/3
50A	10kA	1	IC50/1	2	IC50/2	3	IC50/3
63A	10kA	1	IC63/1	2	IC63/2	3	IC63/3



MCBs 'C' Curve 10kA Four Pole			
Rating	Breaking Capacity	FOUR POLE Modules	Reference
16A	10kA	4	IC16/4
20A	10kA	4	IC20/4
25A	10kA	4	IC25/4
32A	10kA	4	IC32/4
40A	10kA	4	IC40/4
50A	10kA	4	IC50/4
63A	10kA	4	IC63/4



## The 'D' Curve 10kA Range

provides protection and control of circuits against overload and short circuit in industrial electrical distribution systems. This range will provide protection for equipment with high inrush currents especially motors and transformers.

MCBs 'D' Curve 10kA Single & Double Pole & Triple Pole							
Rating	Breaking Capacity	SINGLE POLE		DOUBLE POLE		TRIPLE POLE	
		Modules	Reference	Modules	Reference	Modules	Reference
6A	10kA	1	ID6/1	2	ID6/2	3	ID6/3
10A	10kA	1	ID10/1	2	ID10/2	3	ID10/3
16A	10kA	1	ID16/1	2	ID16/2	3	ID16/3
20A	10kA	1	ID20/1	2	ID20/2	3	ID20/3
25A	10kA	1	ID25/1	2	ID25/2	3	ID25/3
32A	10kA	1	ID32/1	2	ID32/2	3	ID32/3
40A	10kA	1	ID40/1	2	ID40/2	3	ID40/3
50A	10kA	1	ID50/1	2	ID50/2	3	ID50/3
63A	10kA	1	ID63/1	2	ID63/2	3	ID63/3



## MINIATURE CIRCUIT BREAKERS (CONTINUED)

### Accessories for the DLS6 range of breakers

The DHi auxiliary contact switches can be added to MCBs to give volt free contacts that indicate the state of the device. Adding the DASA shunt trip to an MCB gives automatic tripping when 230V mains is applied to the tripping coil.

Connection of these devices is by a pin into the side of the adjoining device and a clip top and bottom.

Auxiliary / Fault Signal Switches & Shunt Trip		
Module	Contacts	Reference
0.5	1 x normally open 1 x normally closed	DHi-4
1.0	1.5A max	DASA-230


To avoid reconnection during maintenance or repair work. Avoids the possibility of accidental connection to mains voltage.

Locking Facility	
Description	Reference
Lockable with padlock (not supplied)	DEASS



### High Current Rating MCBs 'C' Curve

These non-modular MCBs are manufactured to BSEN 60947-2 Category A and have an increased breaking capacity (Icu) for industrial applications. They are not designed for use in consumer units or pan assemblies to BSEN61439-3, which restricts outgoing circuits to 63A.



High Rating 'C' Curve - DMCB 2					
Rating	Breaking Capacity	Single Pole Reference	Double Pole Reference	Triple Pole Reference	Four Pole Reference
80A	20kA	C080/1	C080/2	C080/3	C080/4
100A	20kA	C100/1	C100/2	C100/3	C100/4
125A	15kA	C125/1	C125/2	C125/3	C125/4

Shunt Trip for high rating MCBs 110V - 415V AC operation		
Module	Mounting	Reference
1.5 (28mm)	L/H side	DMCB 2-ASA 1

Circuit Protection

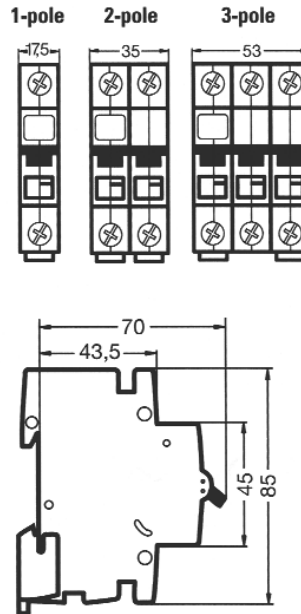
## Miniature Circuit Breakers

### Technical Data

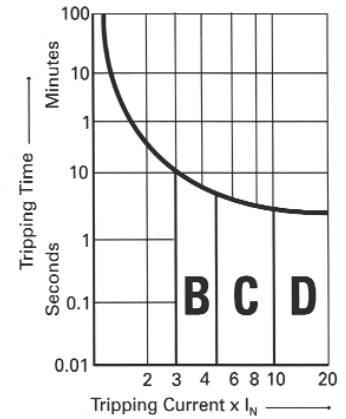
**DLS 6 range - rated up to 63 A**

Specifications	EN 60898-1
Rated breaking capacity	Characteristic B HB 6kA
	IB 10kA
	Characteristic C IC 10 kA
	Characteristic D ID 10 kA
Max. operating voltage	$U_{emax} = 400 \text{ V AC}, 60 \text{ V DC/pole}$
Min. operating voltage	$U_{emin} = 12 \text{ V AC/DC}$
Back-up protection	125 A gL/gG
Protection (EN60529)	IP20
Positioning optional	
Mounting	on 35mm rail conforming to EN 60715
Mech. service life	min. 20.000 switching cycles
Ambient temperature	-25°C to +55°C
Terminal Capacity	Flexible wire: 1 - 25mm <sup>2</sup>
Terminal Screws	Max. torque 2.5 Nm

### Dimensions



### Tripping Characteristics



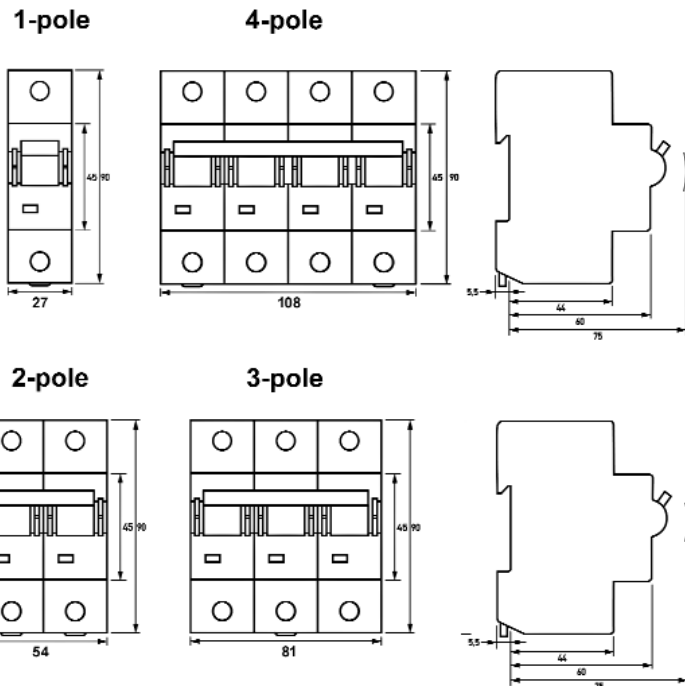
## Miniature Circuit Breakers (80 - 125A)

### Technical Data

**DMCB 2 range - rated 80 A to 125A**

Specifications	EN 60947-2
Tripping Characteristics	"C"
Max. operating voltage	$U_{emax} = 400 \text{ V}, 40/60 \text{ Hz}$
	60 V DC
Min. operating voltage	$U_{emin} = 12 \text{ V AC/DC}$
Breaking capacity	See table below
Ambient temperature	-30°C to +50°C
Connection	2.5 - 50 mm <sup>2</sup>
Terminal Screws	Max. torque 3.0 Nm

### Dimensions



### Short circuit breaking capacity to EN947-2

Rating	Un 50/60Hz	Icu	Ics
C 80A	400V	20kA	10kA
C 100A	400V	20kA	10kA
C 125A	400V	15kA	7.5kA

### Using DFS2/4 RCCBs in conjunction with DMCB 2

DFS2/4	*DMCB 2	Icu
80A	80A	10kA
100A	100A	10kA
125A	100A	10kA

\* Maximum MCB rating for OL & SC protection